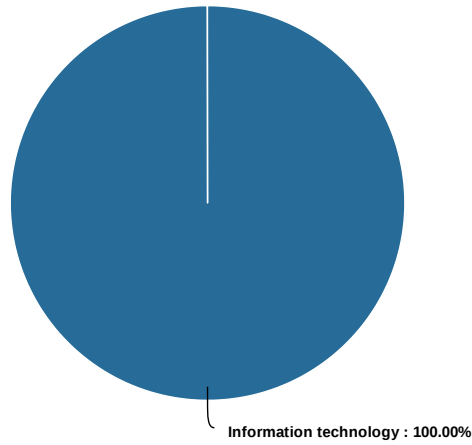


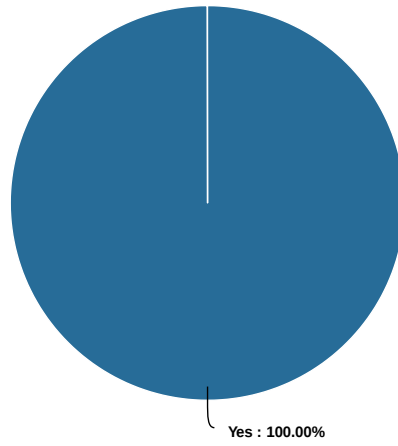
# Data protection revised - Dashboard

Which best describes your role at work?



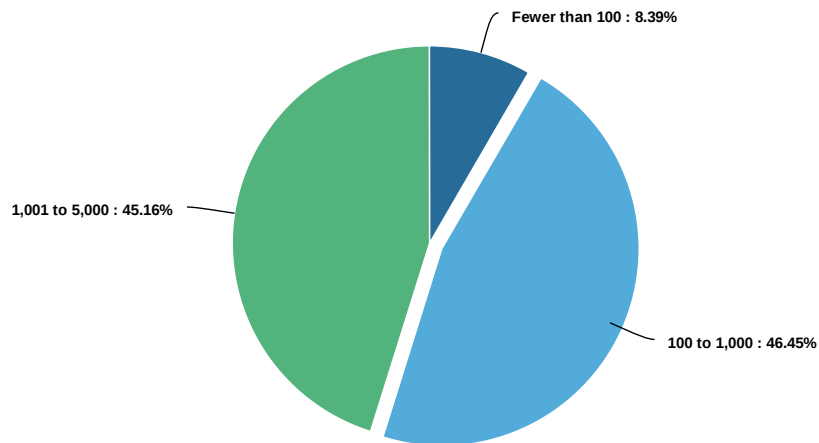
Answer	Percent	20%	40%	60%	80%	100%
Human resources	0%					
Sales	0%					
Logistics	0%					
Legal	0%					
Information technology <span>Your Choice</span>	100%					
Customer support	0%					
Marketing	0%					
Facilities	0%					
Other	0%					
<b>Total</b>	<b>100 %</b>					

Does your position at work involve data backup or security?



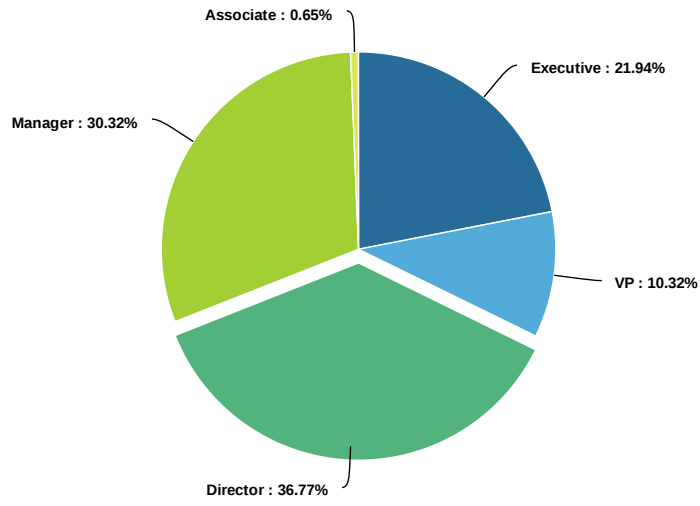
Answer	Percent	20%	40%	60%	80%	100%
Yes <span>← Your Choice</span>	100%	<div style="width: 100%;"></div>				
No	0%	<div style="width: 0%;"></div>				
<b>Total</b>	<b>100%</b>					

Approximately how many people does your company employ?



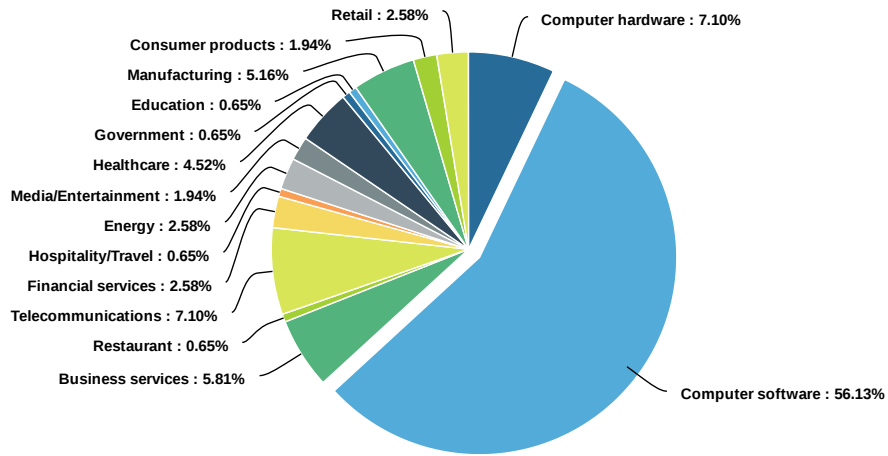
Answer	Percent	20%	40%	60%	80%	100%
Fewer than 100	8.39%	<div style="width: 8.39%;"></div>				
100 to 1,000 <span>← Your Choice</span>	46.45%	<div style="width: 46.45%;"></div>				
1,001 to 5,000	45.16%	<div style="width: 45.16%;"></div>				
5,001 to 10,000	0%	<div style="width: 0%;"></div>				
More than 10,000	0%	<div style="width: 0%;"></div>				
<b>Total</b>	<b>100%</b>					

# Which best describes your seniority where you work?



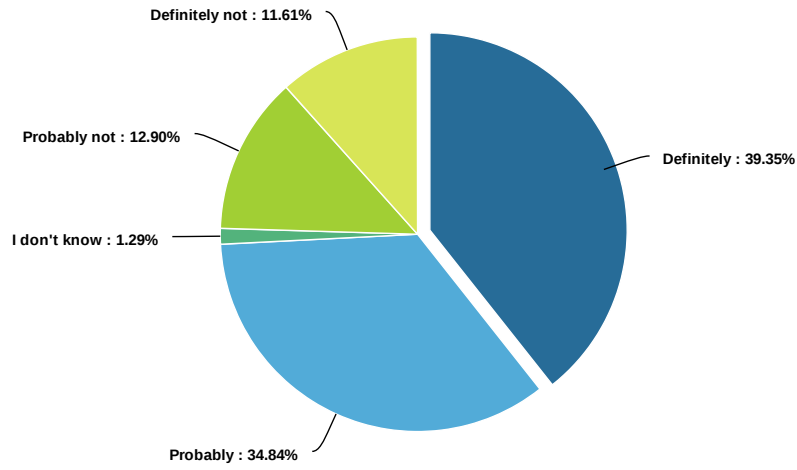
Answer	Percent	20%	40%	60%	80%	100%
Executive <span>← Your Choice</span>	21.94%					
VP	10.32%					
Director	36.77%					
Manager	30.32%					
Associate	0.65%					
Individual contributor	0%					
<b>Total</b>	<b>100 %</b>					

# Which describes the industry of your company?



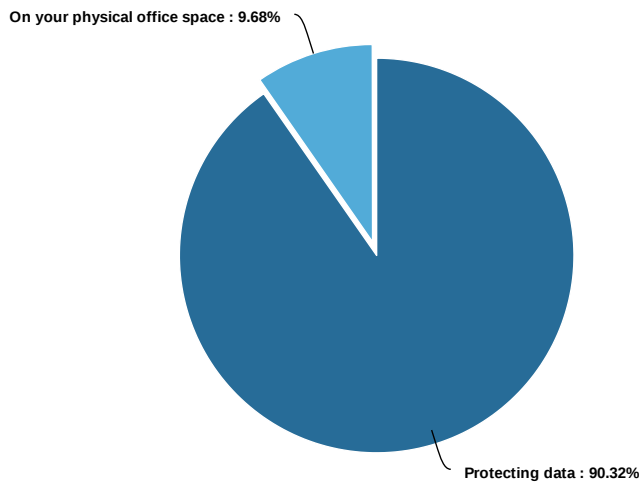
Answer	Percent	20%	40%	60%	80%	100%
Computer hardware	7.1%	<div style="width: 7.1%;"></div>				
Computer software	56.13%	<div style="width: 56.13%;"></div>				
Business services <span style="background-color: #003366; color: white; padding: 2px;">Your Choice</span>	5.81%	<div style="width: 5.81%;"></div>				
Restaurant	0.65%	<div style="width: 0.65%;"></div>				
Telecommunications	7.1%	<div style="width: 7.1%;"></div>				
Financial services	2.58%	<div style="width: 2.58%;"></div>				
Hospitality/Travel	0.65%	<div style="width: 0.65%;"></div>				
Energy	2.58%	<div style="width: 2.58%;"></div>				
Media/Entertainment	1.94%	<div style="width: 1.94%;"></div>				
Healthcare	4.52%	<div style="width: 4.52%;"></div>				
Automotive	0%	<div style="width: 0%;"></div>				
Government	0.65%	<div style="width: 0.65%;"></div>				
Education	0.65%	<div style="width: 0.65%;"></div>				
Manufacturing	5.16%	<div style="width: 5.16%;"></div>				
Consumer products	1.94%	<div style="width: 1.94%;"></div>				
Retail	2.58%	<div style="width: 2.58%;"></div>				
<b>Total</b>	<b>100 %</b>					

Do your company's leaders worry the organization isn't taking proper care of the data it has?



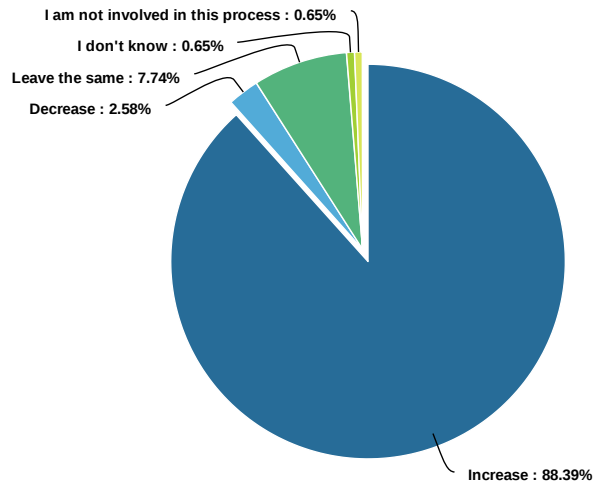
Answer	Percent	20%	40%	60%	80%	100%
Definitely <span style="background-color: #004a7c; color: white; padding: 2px;">Your Choice</span>	39.35%	<div style="width: 39.35%;"></div>				
Probably	34.84%	<div style="width: 34.84%;"></div>				
I don't know	1.29%	<div style="width: 1.29%;"></div>				
Probably not	12.9%	<div style="width: 12.9%;"></div>				
Definitely not	11.61%	<div style="width: 11.61%;"></div>				
<b>Total</b>	<b>100 %</b>					

Where does your company invest more money?



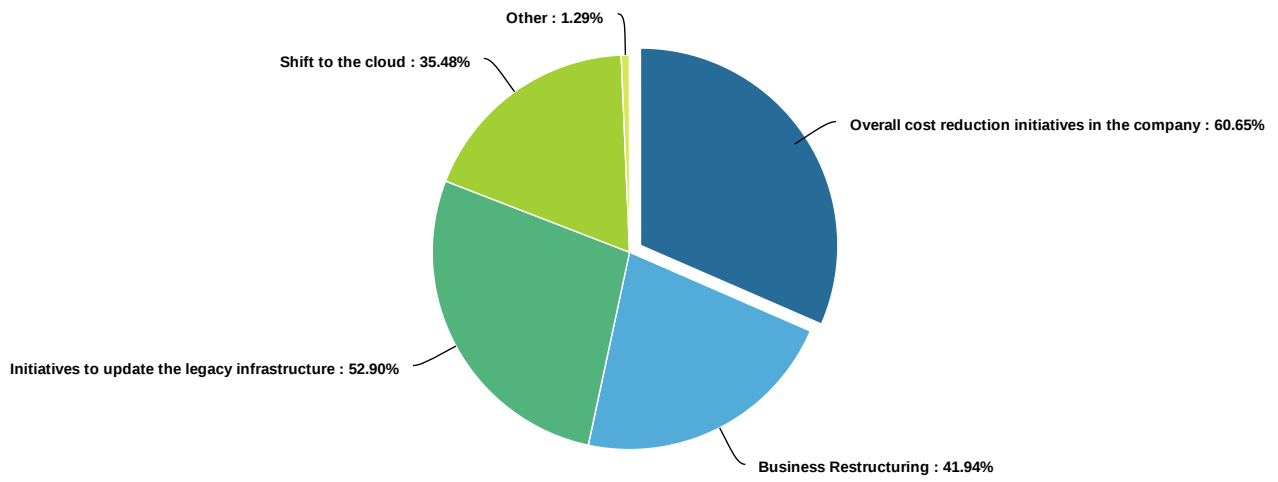
Answer	Percent	20%	40%	60%	80%	100%
Protecting data	90.32%	<div style="width: 90.32%;"></div>				
On your physical office space <span style="background-color: #004a7c; color: white; padding: 2px;">Your Choice</span>	9.68%	<div style="width: 9.68%;"></div>				
<b>Total</b>	<b>100 %</b>					

# Does your company consider any changes to the data protection IT budget?



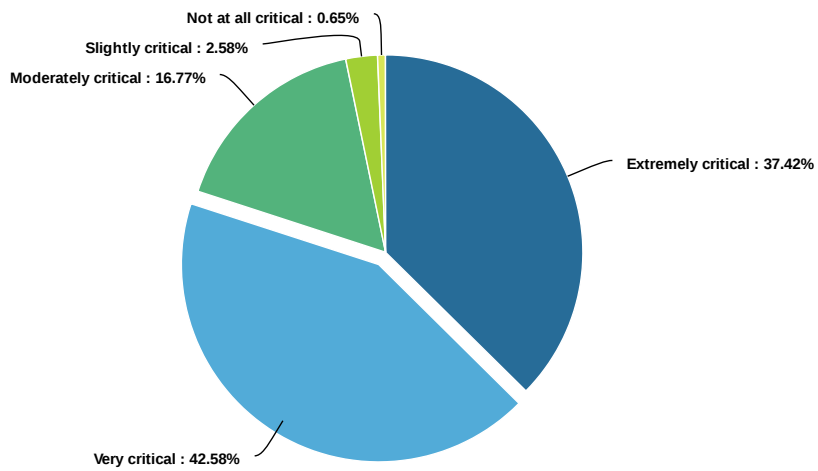
Answer	Percent	20%	40%	60%	80%	100%
Increase	88.39%					
Decrease <b>Your Choice</b>	2.58%					
Leave the same	7.74%					
I don't know	0.65%					
I am not involved in this process	0.65%					
<b>Total</b>	<b>100 %</b>					

## Why might your company decide to decrease your data protection IT budget?



Answer	Percent	20%	40%	60%	80%	100%
<div style="display: flex; align-items: center;"> <div style="width: 15px; height: 15px; background-color: #1f4e79; margin-right: 5px;"></div> <div>Overall cost reduction initiatives in the company</div> </div> <div style="margin-left: 10px; border: 1px solid #1f4e79; padding: 2px; display: inline-block;">Your Choice</div>	60.65%					
<div style="display: flex; align-items: center;"> <div style="width: 15px; height: 15px; background-color: #4696c8; margin-right: 5px;"></div> <div>Business Restructuring</div> </div>	41.94%					
<div style="display: flex; align-items: center;"> <div style="width: 15px; height: 15px; background-color: #46a049; margin-right: 5px;"></div> <div>Initiatives to update the legacy infrastructure</div> </div>	52.9%					
<div style="display: flex; align-items: center;"> <div style="width: 15px; height: 15px; background-color: #92d050; margin-right: 5px;"></div> <div>Shift to the cloud</div> </div>	35.48%					
<div style="display: flex; align-items: center;"> <div style="width: 15px; height: 15px; background-color: #d9ead3; margin-right: 5px;"></div> <div>Other</div> </div>	1.29%					
<b>Total</b>	<b>n = 155</b>					

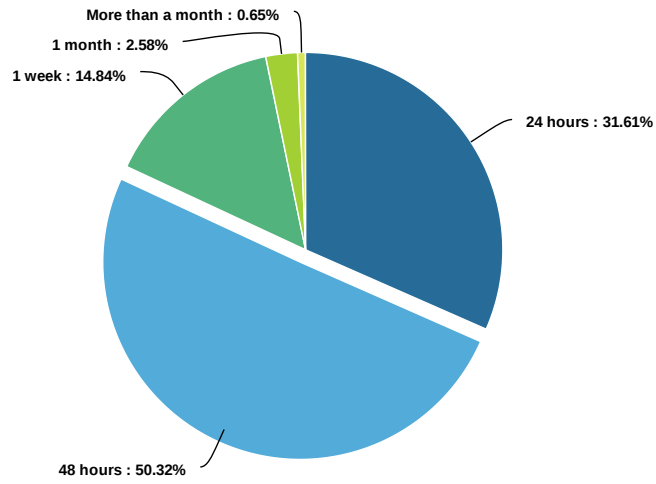
# How critical do you believe proprietary data is to your company's success?



Answer	Percent	20%	40%	60%	80%	100%
Extremely critical	37.42%					
Very critical <span>Your Choice</span>	42.58%					
Moderately critical	16.77%					
Slightly critical	2.58%					
Not at all critical	0.65%					
<b>Total</b>	<b>100 %</b>					

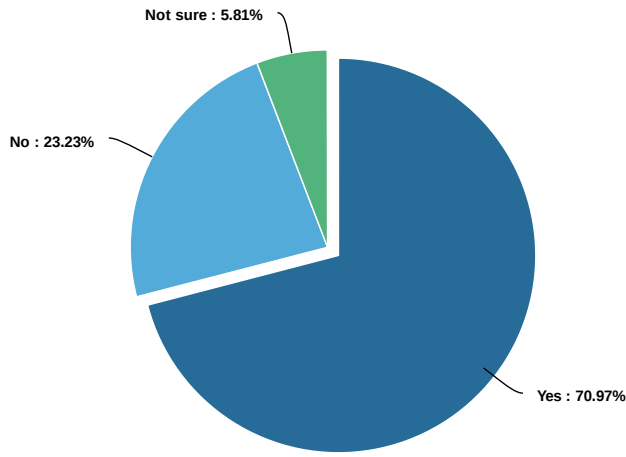


Please select the option that aligns with how confident you are in your ability to recover lost data:



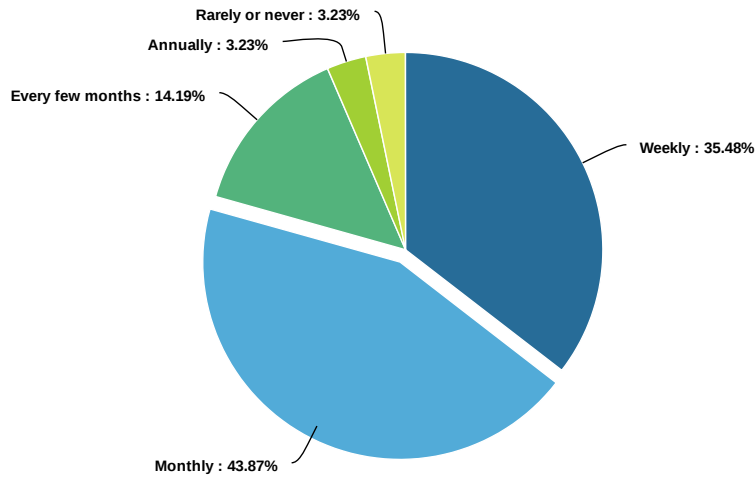
Answer	Percent	20%	40%	60%	80%	100%
24 hours <span>Your Choice</span>	31.61%					
48 hours	50.32%					
1 week	14.84%					
1 month	2.58%					
More than a month	0.65%					
<b>Total</b>	<b>100 %</b>					

# Has your business adopted the 3-2-1-1 backup strategy to ensure data redundancy?



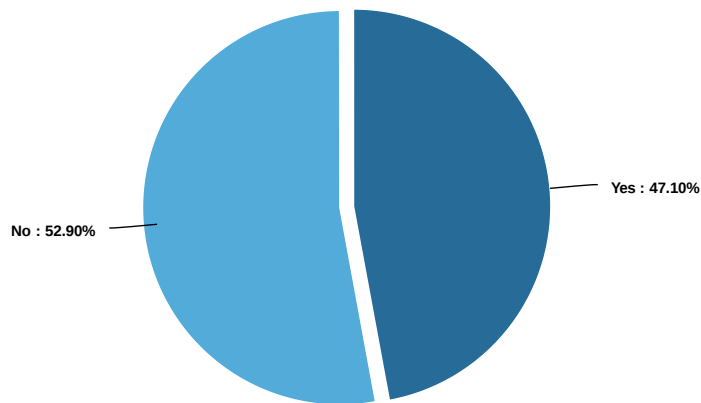
Answer	Percent	20%	40%	60%	80%	100%
Yes	70.97%					
No <span>Your Choice</span>	23.23%					
Not sure	5.81%					
<b>Total</b>	<b>100 %</b>					

How often does your business perform regular data recovery drills to ensure business continuity?



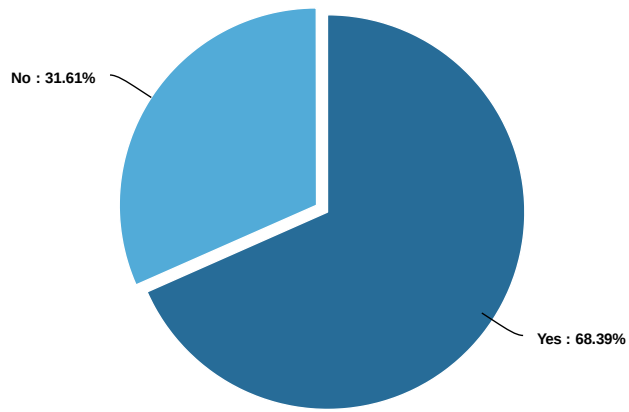
Answer	Percent	20%	40%	60%	80%	100%
Weekly <span>◀ Your Choice</span>	35.48%	<div style="width: 35.48%;"></div>				
Monthly	43.87%	<div style="width: 43.87%;"></div>				
Every few months	14.19%	<div style="width: 14.19%;"></div>				
Annually	3.23%	<div style="width: 3.23%;"></div>				
Rarely or never	3.23%	<div style="width: 3.23%;"></div>				
<b>Total</b>	<b>100 %</b>					

Has your organization experienced significant revenue loss due to data-loss-incidents?



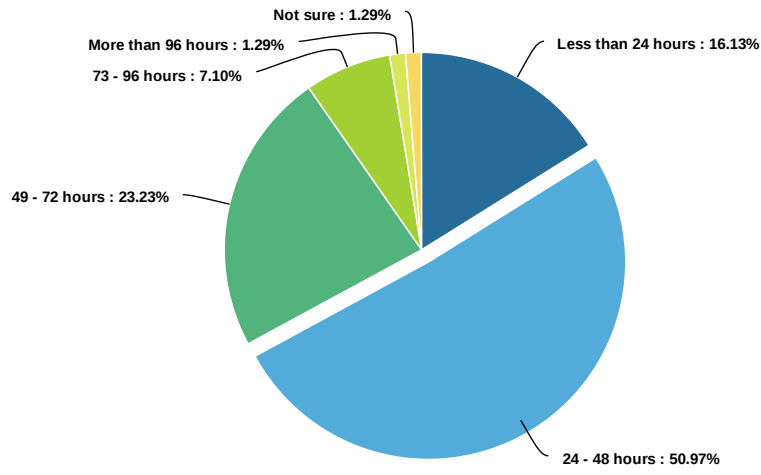
Answer	Percent	20%	40%	60%	80%	100%
Yes	47.1%	<div style="width: 47.1%;"></div>				
No <span>◀ Your Choice</span>	52.9%	<div style="width: 52.9%;"></div>				
<b>Total</b>	<b>100 %</b>					

Would losing access to proprietary data halt your business operations?



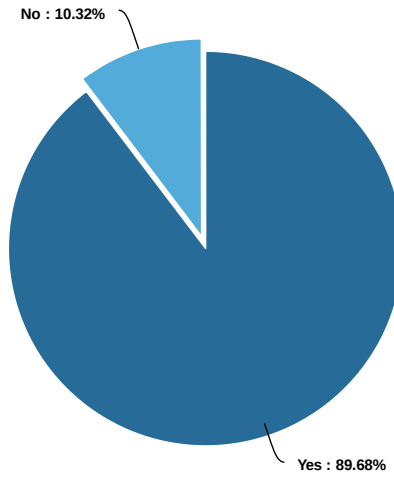
Answer	Percent	20%	40%	60%	80%	100%
Yes <b>Your Choice</b>	68.39%					
No	31.61%					
<b>Total</b>	<b>100 %</b>					

On average, how many hours does it take your organization to recover data and avoid significant business disruption?



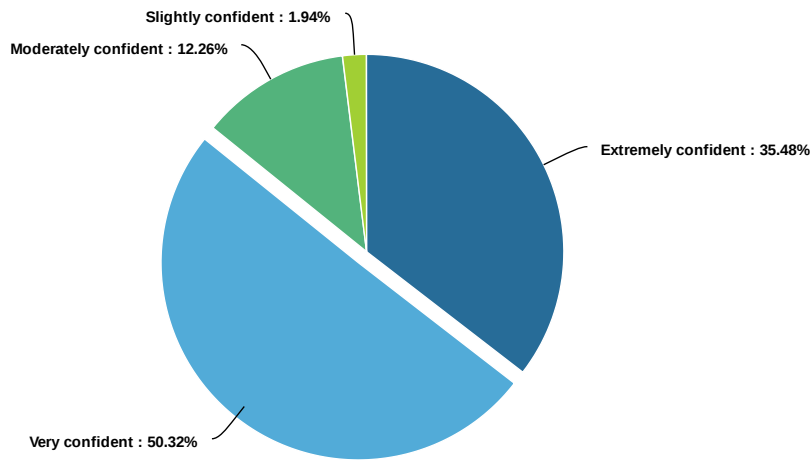
Answer	Percent	20%	40%	60%	80%	100%
Less than 24 hours <span>◀ Your Choice</span>	16.13%	<div style="width: 16.13%;"></div>				
24 - 48 hours	50.97%	<div style="width: 50.97%;"></div>				
49 - 72 hours	23.23%	<div style="width: 23.23%;"></div>				
73 - 96 hours	7.1%	<div style="width: 7.1%;"></div>				
More than 96 hours	1.29%	<div style="width: 1.29%;"></div>				
Not sure	1.29%	<div style="width: 1.29%;"></div>				
<b>Total</b>	<b>100 %</b>					

Does your company test the integrity and recoverability of data backups at least monthly?



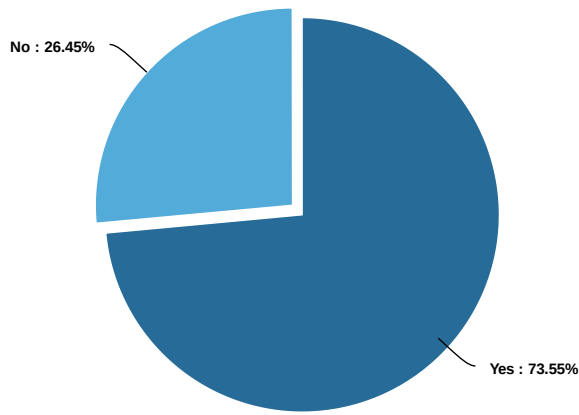
Answer	Percent	20%	40%	60%	80%	100%
Yes	89.68%	<div style="width: 89.68%;"></div>				
No <span>Your Choice</span>	10.32%	<div style="width: 10.32%;"></div>				
<b>Total</b>	<b>100 %</b>					

How confident are you in your team's ability to detect and respond to natural disasters and insider threats to data security?



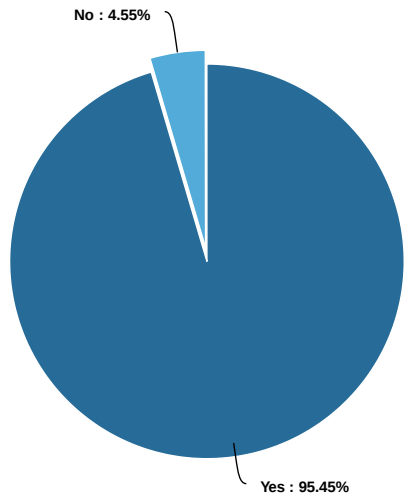
Answer	Percent	20%	40%	60%	80%	100%
Extremely confident <span>Your Choice</span>	35.48%	<div style="width: 35.48%;"></div>				
Very confident	50.32%	<div style="width: 50.32%;"></div>				
Moderately confident	12.26%	<div style="width: 12.26%;"></div>				
Slightly confident	1.94%	<div style="width: 1.94%;"></div>				
Not at all confident	0%	<div style="width: 0%;"></div>				
<b>Total</b>	<b>100 %</b>					

Does your data security team use the 3-2-1-1 backup strategy?



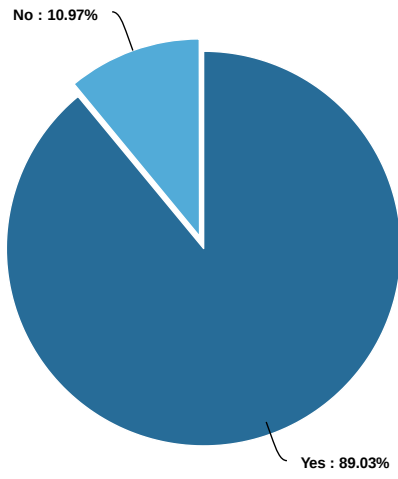
Answer	Percent	20%	40%	60%	80%	100%
Yes <b>Your Choice</b>	73.55%	<div style="width: 73.55%;"></div>				
No	26.45%	<div style="width: 26.45%;"></div>				
<b>Total</b>	<b>100 %</b>					

Is your company aware of the data backup strategies necessary for effective disaster recovery?



Answer	Percent	20%	40%	60%	80%	100%
Yes	95.45%	<div style="width: 95.45%;"></div>				
No <b>Your Choice</b>	4.55%	<div style="width: 4.55%;"></div>				
<b>Total</b>	<b>100 %</b>					

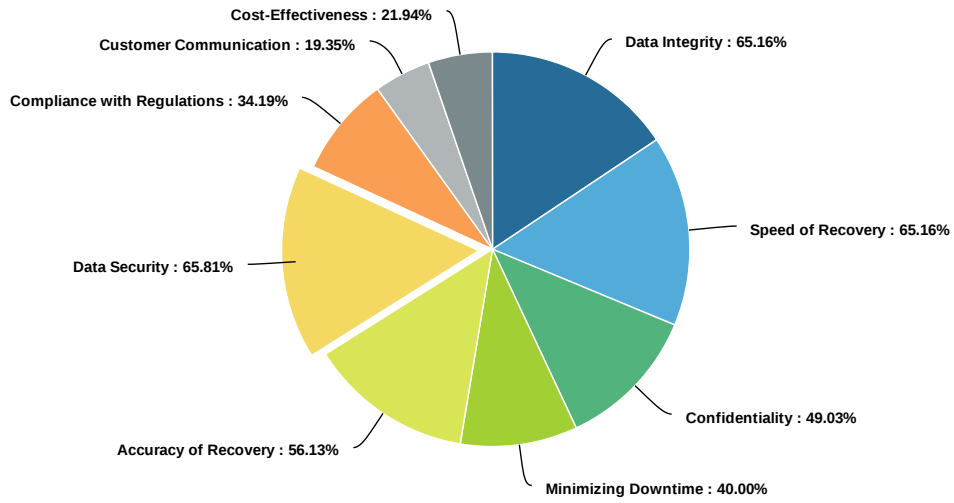
Does your firm have a dedicated data recovery team in place?



Answer	Percent	20%	40%	60%	80%	100%
Yes <span>Your Choice</span>	89.03%	<div style="width: 89.03%;"></div>				
No	10.97%	<div style="width: 10.97%;"></div>				
<b>Total</b>	<b>100 %</b>					



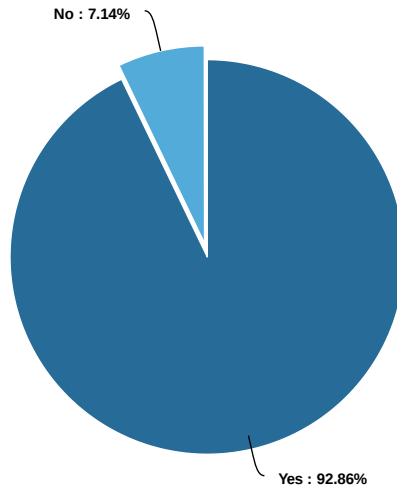
What are your top priorities for data recovery? (Select all that apply)



Answer	Percent	20%	40%	60%	80%	100%
Data Integrity <span style="background-color: #004a87; color: white; padding: 2px;">Your Choice</span>	65.16%	<div style="width: 65.16%;"></div>				
Speed of Recovery	65.16%	<div style="width: 65.16%;"></div>				
Confidentiality	49.03%	<div style="width: 49.03%;"></div>				
Minimizing Downtime	40%	<div style="width: 40%;"></div>				
Accuracy of Recovery	56.13%	<div style="width: 56.13%;"></div>				
Data Security	65.81%	<div style="width: 65.81%;"></div>				
Compliance with Regulations	34.19%	<div style="width: 34.19%;"></div>				
Customer Communication	19.35%	<div style="width: 19.35%;"></div>				
Cost-Effectiveness	21.94%	<div style="width: 21.94%;"></div>				
Other	0%	<div style="width: 0%;"></div>				

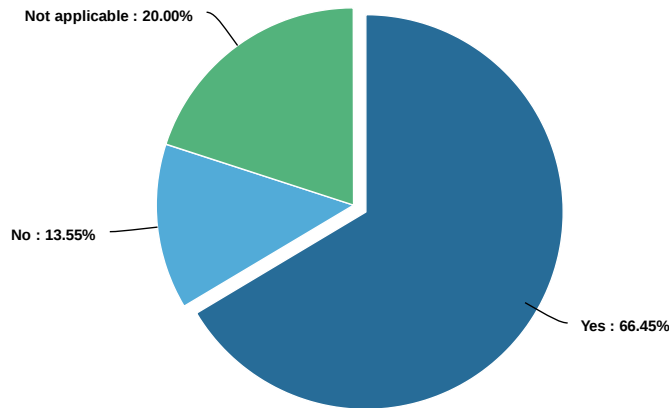
**Total** n = 155

Does your organization conduct annual reviews of its data recovery plans?



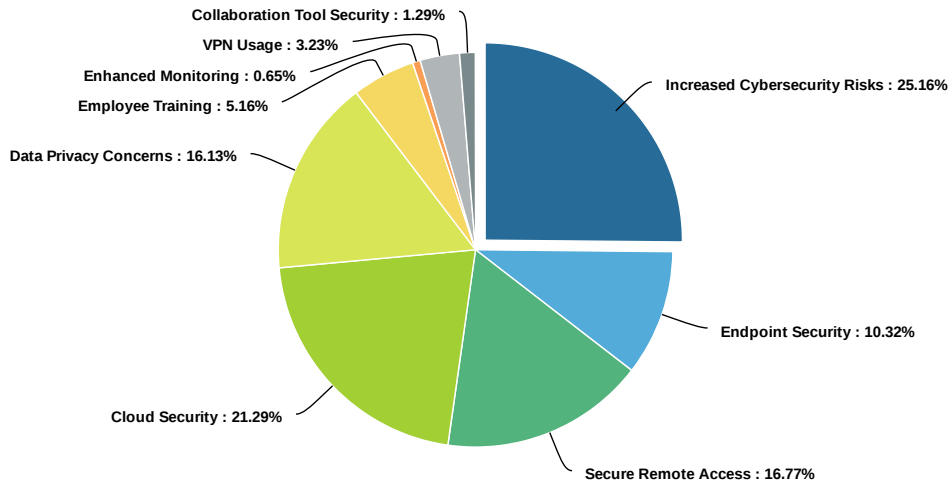
Answer	Percent	20%	40%	60%	80%	100%
Yes	92.86%	<div style="width: 92.86%;"></div>				
No <span>Your Choice</span>	7.14%	<div style="width: 7.14%;"></div>				
<b>Total</b>	<b>100 %</b>					

Has your organization successfully recovered from a ransomware attack within 48 hours?



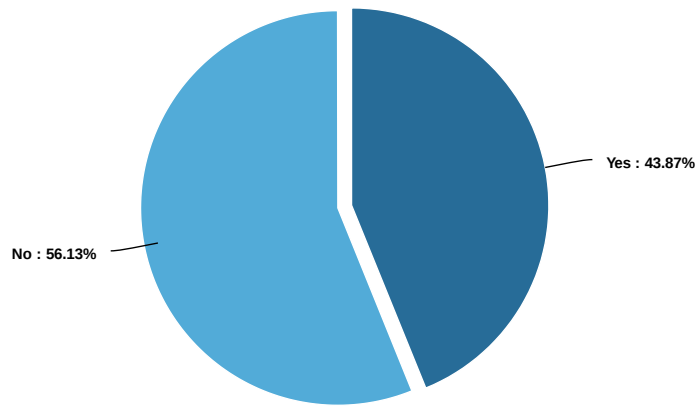
Answer	Percent	20%	40%	60%	80%	100%
Yes <span>Your Choice</span>	66.45%	<div style="width: 66.45%;"></div>				
No	13.55%	<div style="width: 13.55%;"></div>				
Not applicable	20%	<div style="width: 20%;"></div>				
<b>Total</b>	<b>100 %</b>					

What data protection challenges did you face with the shift to remote work? (Select all that apply)



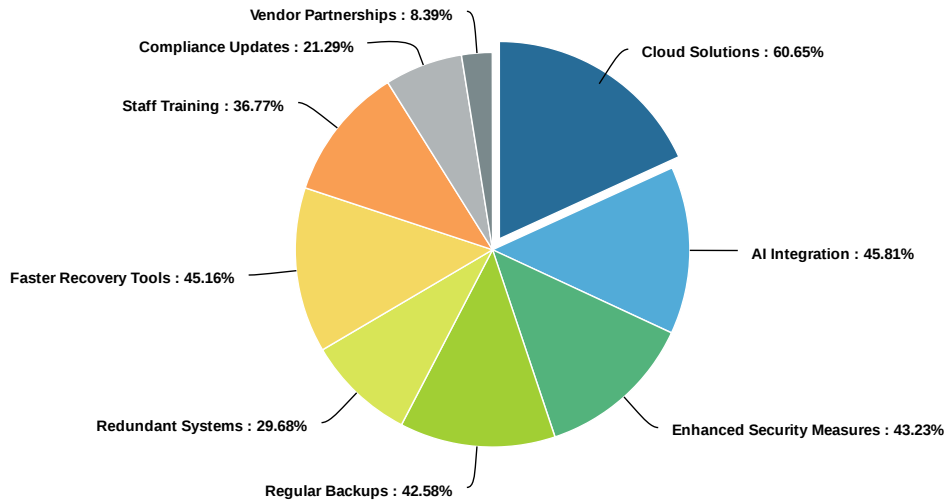
Answer	Percent	20%	40%	60%	80%	100%
Increased Cybersecurity Risks	25.16%	<div style="width: 25.16%;"></div>				
Endpoint Security	10.32%	<div style="width: 10.32%;"></div>				
Secure Remote Access <span style="background-color: #004a99; color: white; padding: 2px 5px; border-radius: 3px;">Your Choice</span>	16.77%	<div style="width: 16.77%;"></div>				
Cloud Security	21.29%	<div style="width: 21.29%;"></div>				
Data Privacy Concerns	16.13%	<div style="width: 16.13%;"></div>				
Employee Training	5.16%	<div style="width: 5.16%;"></div>				
Enhanced Monitoring	0.65%	<div style="width: 0.65%;"></div>				
VPN Usage	3.23%	<div style="width: 3.23%;"></div>				
Collaboration Tool Security	1.29%	<div style="width: 1.29%;"></div>				
Other	0%	<div style="width: 0%;"></div>				
<b>Total</b>	<b>100%</b>					

Has your company faced regulatory fines due to inadequate data protection measures?



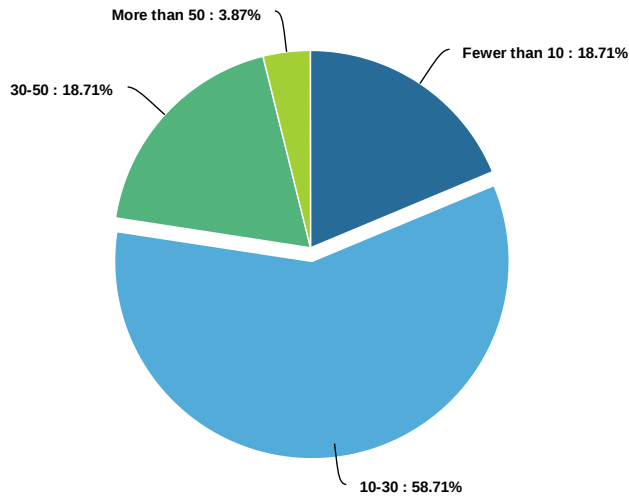
Answer	Percent	20%	40%	60%	80%	100%
Yes <span>Your Choice</span>	43.87%					
No	56.13%					
<b>Total</b>	<b>100 %</b>					

How does your business plan to upgrade its data recovery infrastructure? (Select all that apply)



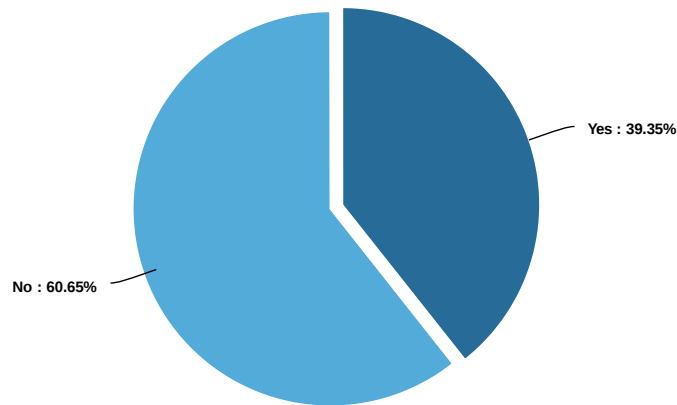
Answer	Percent	20%	40%	60%	80%	100%
Cloud Solutions	60.65%	[Progress bar]				
AI Integration	45.81%	[Progress bar]				
Enhanced Security Measures <span style="background-color: #003366; color: white; padding: 2px;">Your Choice</span>	43.23%	[Progress bar]				
Regular Backups	42.58%	[Progress bar]				
Redundant Systems	29.68%	[Progress bar]				
Faster Recovery Tools	45.16%	[Progress bar]				
Staff Training	36.77%	[Progress bar]				
Compliance Updates	21.29%	[Progress bar]				
Vendor Partnerships	8.39%	[Progress bar]				
Other	0%	[Progress bar]				
<b>Total</b>	<b>n = 155</b>					

How many SaaS applications (GDocs, Microsoft Teams, and others) are in active use in your company?



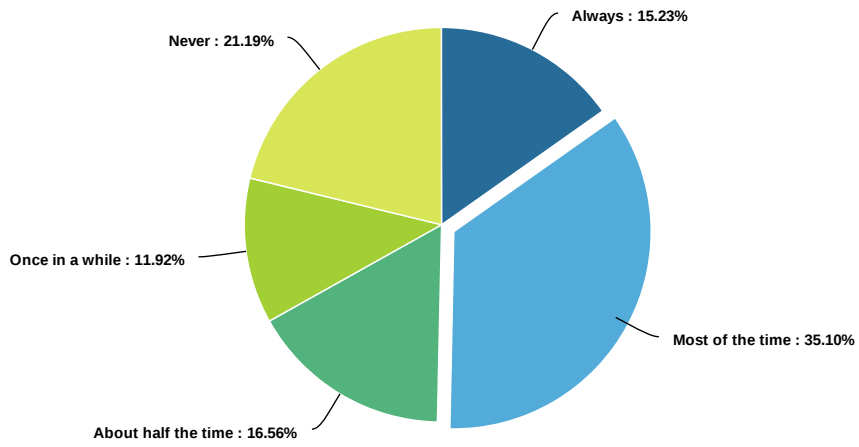
Answer	Percent	20%	40%	60%	80%	100%
Fewer than 10 <span>Your Choice</span>	18.71%					
10-30	58.71%					
30-50	18.71%					
More than 50	3.87%					
<b>Total</b>	<b>100 %</b>					

Has your company experienced data loss due to a SaaS application breach in the past year?



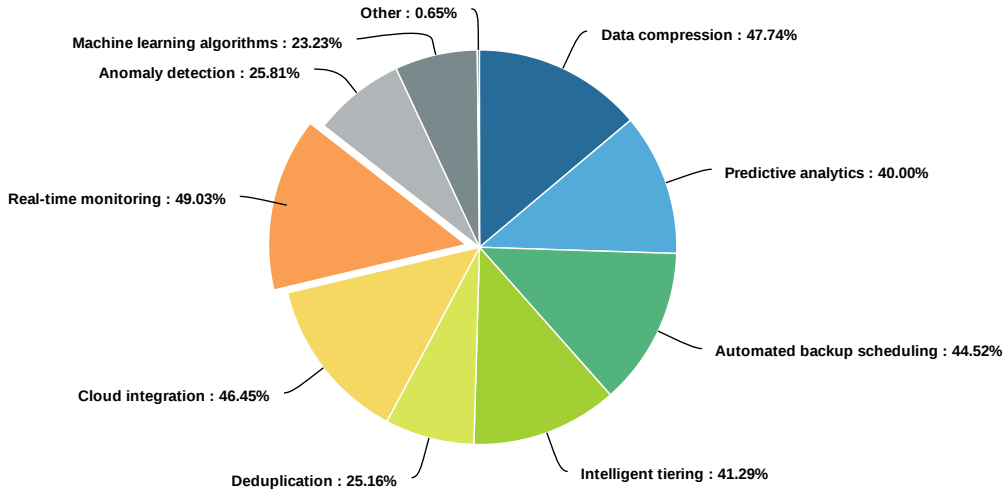
Answer	Percent	20%	40%	60%	80%	100%
Yes <span>Your Choice</span>	39.35%					
No	60.65%					
<b>Total</b>	<b>100 %</b>					

If yes to the above, do you consider the SaaS provider(s) to be at fault for the occurred breaches?



Answer	Percent	20%	40%	60%	80%	100%
Always	15.23%					
Most of the time <b>Your Choice</b>	35.1%					
About half the time	16.56%					
Once in a while	11.92%					
Never	21.19%					
<b>Total</b>	<b>100 %</b>					

How would your company use AI to increase the amount of data it backs up?

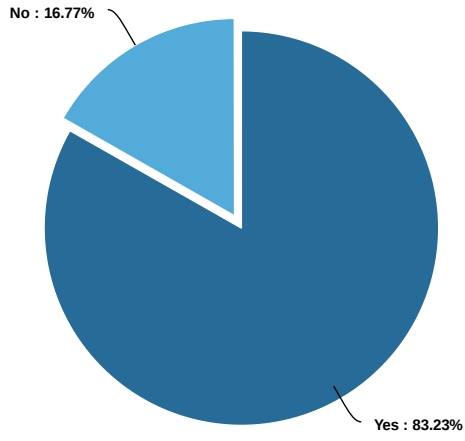


Answer	Percent	20%	40%	60%	80%	100%
Data compression <span style="background-color: #004a87; color: white; padding: 2px;">Your Choice</span>	47.74%	<div style="width: 47.74%;"></div>				
Predictive analytics	40%	<div style="width: 40%;"></div>				
Automated backup scheduling	44.52%	<div style="width: 44.52%;"></div>				
Intelligent tiering	41.29%	<div style="width: 41.29%;"></div>				
Deduplication	25.16%	<div style="width: 25.16%;"></div>				
Cloud integration	46.45%	<div style="width: 46.45%;"></div>				
Real-time monitoring	49.03%	<div style="width: 49.03%;"></div>				
Anomaly detection	25.81%	<div style="width: 25.81%;"></div>				
Machine learning algorithms	23.23%	<div style="width: 23.23%;"></div>				
Other	0.65%	<div style="width: 0.65%;"></div>				

**Total** n = 155

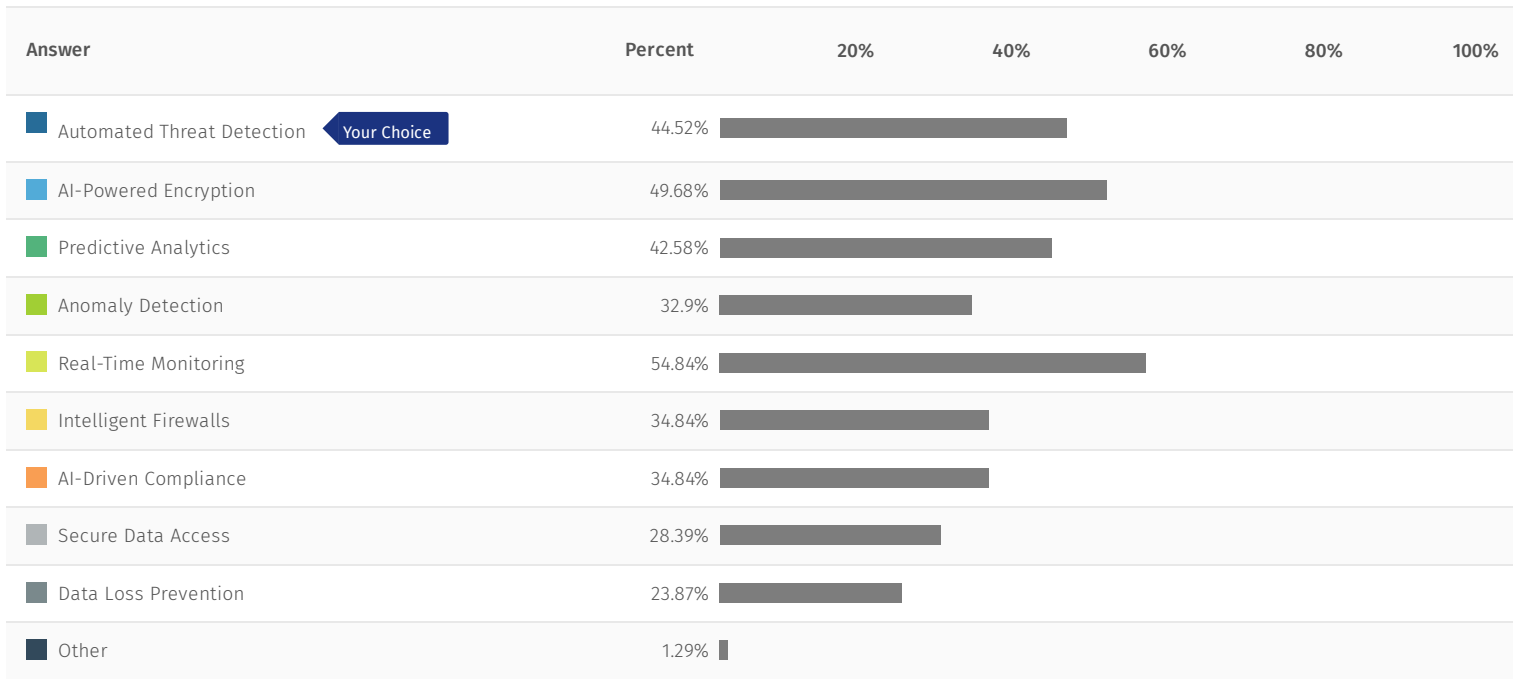
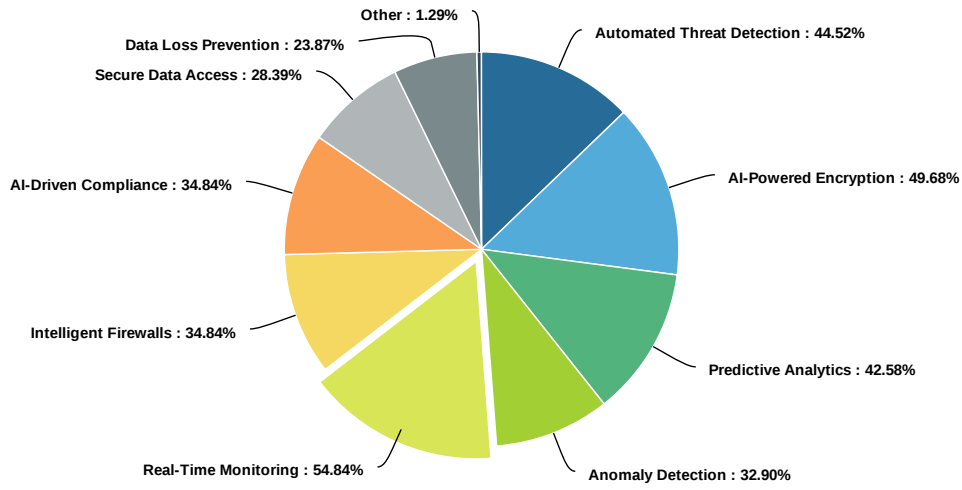


Is your business planning to restructure its data protection strategies due to advancements in AI?



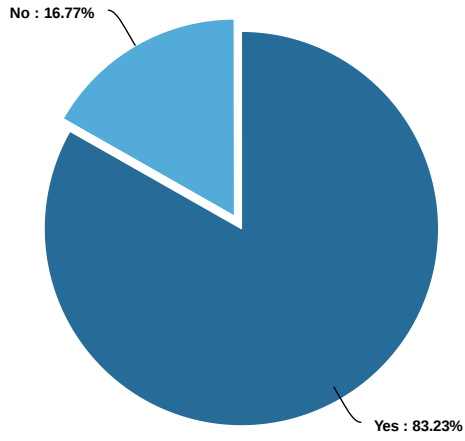
Answer	Percent	20%	40%	60%	80%	100%
Yes <span>◀ Your Choice</span>	83.23%					
No	16.77%					
<b>Total</b>	<b>100 %</b>					

## How is your business reshaping its data protection strategies with AI tooling?



**Total** n = 155

Is your company prioritizing data privacy over data usability in its AI initiatives?



Answer	Percent	20%	40%	60%	80%	100%
Yes <span>Your Choice</span>	83.23%	[Progress bar showing 83.23%]				
No	16.77%	[Progress bar showing 16.77%]				
<b>Total</b>	<b>100 %</b>					